

# XEVC-1021-EPR

XEVC-1021-EPR

## MODEL

## CHEFTOP MIND.Maps™ PLUS

- |                   |                                 |
|-------------------|---------------------------------|
| • Combi steamer   | • Hinged Left (Right Hand Door) |
| • Electric        | • 9.5" Touch control panel      |
| • 10 Trays GN 2/1 |                                 |



## DESCRIPTION

Technologically advanced combi oven for gastronomy cooking processes (dehydrating, steaming, low temperature cooking, sous vide cooking, roasting, grilling, pan frying, regeneration and plated regeneration) and for fresh or frozen baking process thanks to **CLIMALUX™** technology that combines the production of high quality steam, **STEAM.Maxi™** with the controlled forced extraction of humidity **DRY.Maxi**.

Automatic management of cooking processes (**CHEFUNOX**) assisted by **UNOX Intelligent Performance** artificial intelligence which guarantees perfect results and repeatability for any load size.

## KEY FEATURES

### UNOX INTELLIGENT PERFORMANCE:

- **CLIMALUX:** Precise humidity control.
- **SMART.Preheating:** Automatic and intelligent cooking chamber preheating.
- **ADAPTIVE.Cooking:** Automatic adjustment of time, temperature and clima condition for a perfect result for any quantity of food.
- **AUTO.Soft:** Smooth temperature rising management for delicate product.
- **SENSE.Klean:** Automatic and intelligent washing system based on actual oven usage.

### DATA DRIVEN COOKING:

- **Ethernet** connection board to keep the oven connected to UNOX and UNOX App.
- **DDC Stats:** Oven usage and consumption reports.
- **DDC App:** Remote analysis of usage and consumption.

### UNOX INTENSIVE COOKING:

- **STEAM.Maxi:** Humidity and steam production.
- **DRY.Maxi:** Forced extraction of humidity.
- **AIR.Maxi:** Multiple fans and auto-reversing fan speed.

## STANDARD COOKING FEATURES

### SETTINGS:

- **TEMPERATURE:** 30 °C – 260 °C.
- **CLIMA.Control:** Humidity or dry air set by 10%.
- **FANS:** 4 fan speeds with auto-reverse and pulse function.
- Up to 9 cooking steps.
- Multipoint core probe.
- Delta T cooking option.
- **MIND.Maps™:** The new intuitive visual language setting to create your perfect cooking program.

### PROGRAMS:

- 1000+ programs.
- **CHEFUNOX:** Automatic cooking programs.
- **MULTITIME:** Up to 10 timers for multiple products cooking in the same environments.
- **MISE EN PLACE:** Timed loading of up to 9 different items so they are all ready at the same time.
- **READYCOOK:** Ready to use settings for a quick start.
- **MIND.Maps™:** Up to 48 custom MIND.Maps™

### UNOX INTENSIVE COOKING:

- **STEAM.Maxi:** Humidity and steam production.
- **DRY.Maxi:** Forced extraction of humidity.
- **AIR.Maxi:** Multiple fans and auto-reversing fan speed.

## APP & WEB SERVICES

- Data Driven Cooking App and website.
- Top Training smartphone app.
- Combi guru smartphone app.

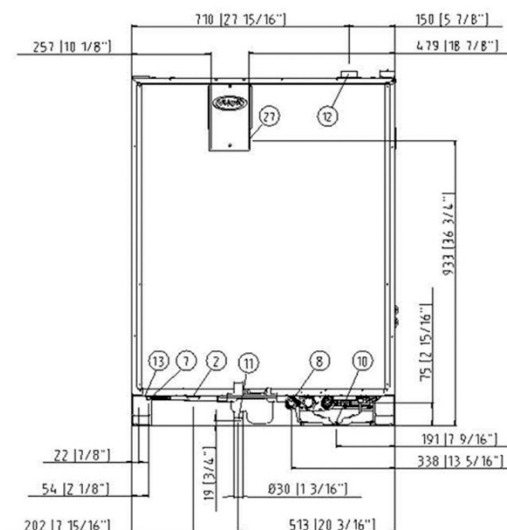
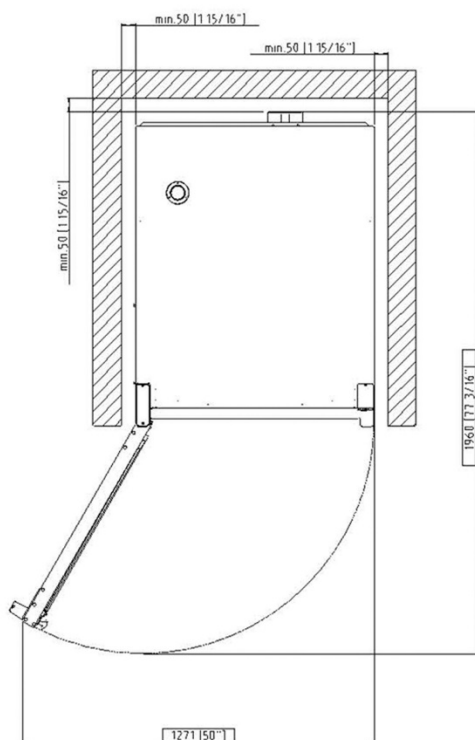
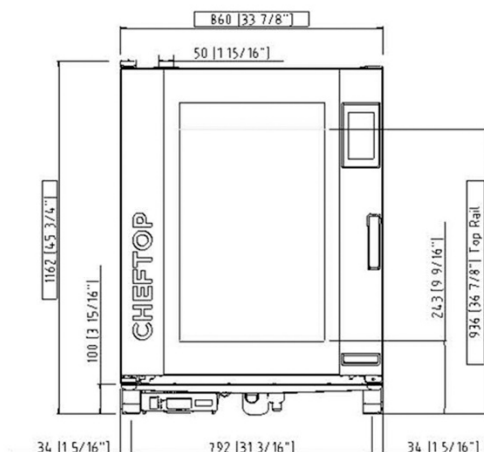
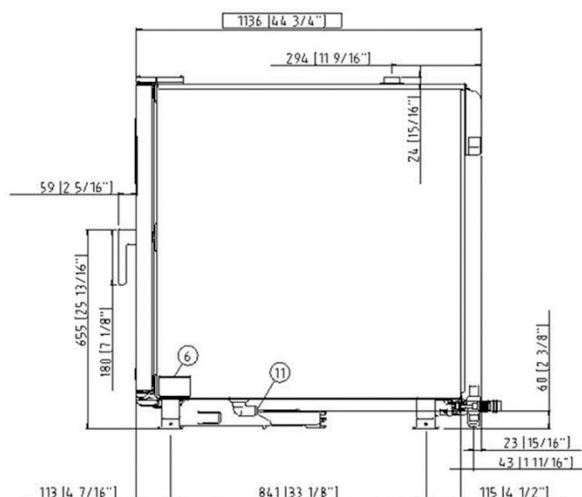
## STANDARD TECHNICAL FEATURES

- **ROTOR.Klean:** automatic washing system.
- Automatic special washing behind the fan guard
- BUILD-IN Detergent drawer system
- **Multipoint core probe:** 4 sensors.
- **Triple glass**
- **USB data:** download/upload HACCP data.
- **USB data:** download/upload programs
- Integrated Det&Rinse tank.
- **LED** chamber illumination integrated in the door.
- Tray supports with anti-tipping system
- Stainless steel AISI 304 cooking chamber



# XEVC-1021-EPR

Views  
Connection positions  
Dimensions and Weights



## DIMENSIONS AND WEIGHT

|             |         |
|-------------|---------|
| Width       | 860 mm  |
| Depth       | 1136 mm |
| Height      | 1162 mm |
| Net Weight  | 180 Kg  |
| Pan Spacing | 77 mm   |

## CONNECTION POSITIONS

|    |                             |
|----|-----------------------------|
| 1  | Terminal board cover box    |
| 2  | Terminal board power supply |
| 3  | Unipotential terminal       |
| 6  | Technical data plate        |
| 7  | Safety thermostat           |
| 8  | 3/4 \" Thread water inlet   |
| 10 | Rotor.KLEAN connection      |
| 11 | Cavity drain pipe           |
| 12 | Hot fumes exhaust chimney   |
| 13 | Accessories connection      |
| 27 | Cooling air outlet          |



INVENTIVE SIMPLIFICATION

# XEVC-1021-EPR

Power supply  
Water connections  
Installation requirements  
Accessories

XEVC-1021-EPR

## POWER SUPPLY

### STANDARD

|                         |                               |
|-------------------------|-------------------------------|
| Voltage                 | 380-415 V                     |
| Phase                   | 3PH+N+PE                      |
| Cycle                   | 50-60 Hz                      |
| Total power             | 30.8 kW                       |
| Maximum Amp Draw        | 47 A                          |
| Required breaker size * | 50 A                          |
| Power cable requirement | H07RN-F 4G 10 mm <sup>2</sup> |
| Cord diameter           | 24.57 mm                      |
| Plug                    | NOT INCLUDED                  |

### OPTION A

|                         |                               |
|-------------------------|-------------------------------|
| Voltage                 | 220-240 V                     |
| Phase                   | 3PH+PE                        |
| Cycle                   | 50-60 Hz                      |
| Total power             | 5.15 kW                       |
| Maximum Amp Draw        | 78 A                          |
| Required breaker size * | 80 A                          |
| Power cable requirement | H07RN-F 4G 10 mm <sup>2</sup> |
| Cord diameter           | 24.57 mm                      |
| Plug                    | NOT INCLUDED                  |

\* Recommended size - observe local ordinances

## INSTALLATION REQUIREMENTS

Installations must conform to all local electrical systems, specifically minimum wire gauge required for field connection, hydraulic and ventilation codes.

## WATER CONNECTION

### SUPPLY

USING A WATER SUPPLY NOT MEETING UNOX'S MINIMUM WATER QUALITY STANDARDS WILL VOID ANY WARRANTY.

It is the responsibility of the purchaser to ensure that the incoming water supply is compliant with the specifications listed through adequate treatment measures.

|                |   |
|----------------|---|
| Line pressure: | Drinking water inlet: 3/4" NPT*,<br>line pressure: 21 to 87 psi; 1.5 to 6 Bar |
|----------------|---|

### INFLOW WATER SPECIFICATIONS

|               |           |
|---------------|-----------|
| Free chlorine | ≤ 0.1 ppm |
| Chloramine    | 0.1 ppm   |
| TDS           | ≤ 125 ppm |
| Silica        | ≤ 12 ppm  |
| pH            | 7 ÷ 8.5   |

### STEAM CIRCUIT: INFLOW WATER SPECIFICATIONS

|                     |                                |
|---------------------|--------------------------------|
| Total hardness (TH) | ≤ 8 °d                         |
| Chlorides           | ≤ 25 ppm                       |
| Alkalinity          | ≤ 150 ppm as CaCO <sub>3</sub> |

## ACCESSORIES

- **Det&Rinse PLUS:** Concentrated detergent and rinse aid.
- **Det&Rinse ECO:** detergent with natural ingredient.
- **VENTLESS HOOD:** Steam condensing hood (water required).
- **Activated Carbon filter for waterless hoods**
- **COOKING ESSENTIALS:** Special trays.
- **Quick load and trolley system**
- **UNOX PURE:** Osmosis filter.
- **UNOX PURE-RO:** Reverse osmosis filter.
- **Sous-vide** extra-fine core probe for sous-vide.
- **Wi-Fi** Connection board to keep the oven connected to UNOX cloud mandatory to extend warranty.
- **HYPER.Smoker** Smoker box for wood chips and sawdust to smoke inside the cooking chamber without extra electrical supply.
- Available in different voltage.

Register to access data and  
product specifications  
**inonet.unox.com**

